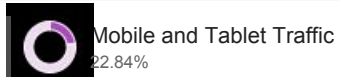
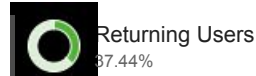





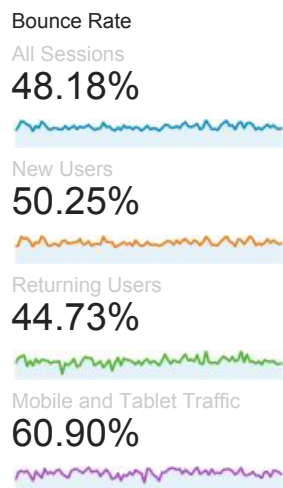
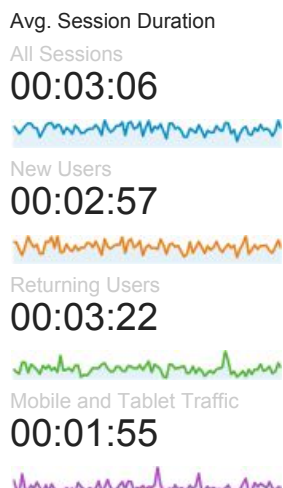
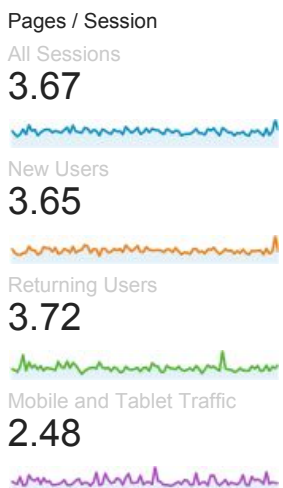
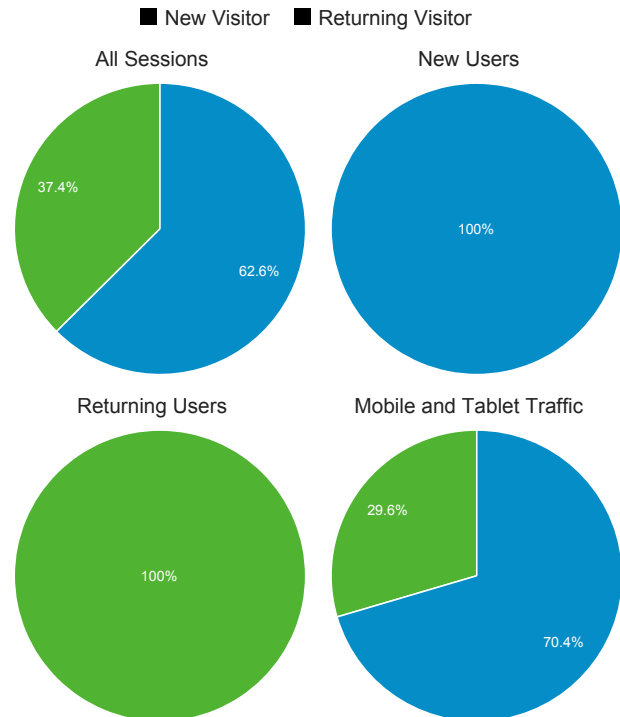
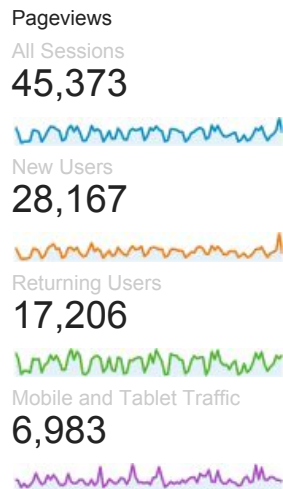
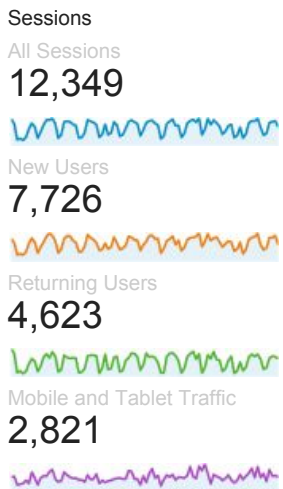
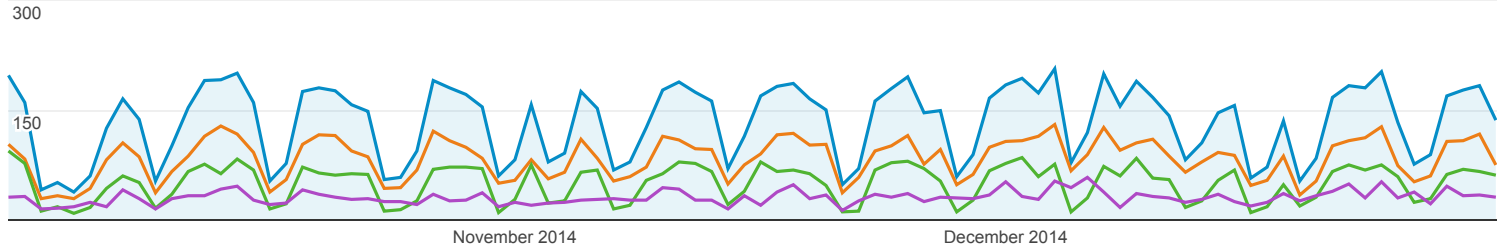
Oct 1, 2014 - Dec 31, 2014

Audience Overview

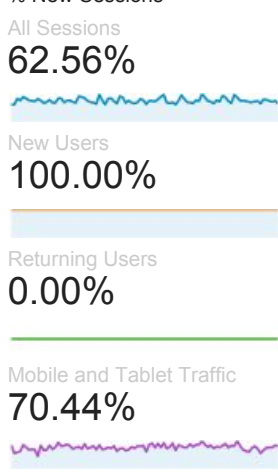


Overview

● Sessions (All Sessions) ● Sessions (New Users) ● Sessions (Returning Users) ● Sessions (Mobile and Tablet Traffic)



% New Sessions



Language	Sessions	% Sessions
1. en-us		
All Sessions	9,255	74.95%
New Users	5,457	70.63%
Returning Users	3,798	82.15%
Mobile and Tablet Traffic	1,167	41.37%
2. en-gb		
All Sessions	1,044	8.45%
New Users	720	9.32%
Returning Users	324	7.01%
Mobile and Tablet Traffic	675	23.93%
3. ar		
All Sessions	969	7.85%
New Users	750	9.71%
Returning Users	219	4.74%
Mobile and Tablet Traffic	570	20.21%
4. ar-ae		
All Sessions	215	1.74%
New Users	126	1.63%
Returning Users	89	1.93%
Mobile and Tablet Traffic	213	7.55%
5. ar-bh		
All Sessions	103	0.83%
New Users	68	0.88%
Returning Users	35	0.76%
Mobile and Tablet Traffic	0	0.00%
6. fr		
All Sessions	98	0.79%
New Users	85	1.10%
Returning Users	13	0.28%
Mobile and Tablet Traffic	4	0.14%
7. en		
All Sessions	77	0.62%
New Users	58	0.75%

New Users	58	0.75%
Returning Users	19	0.41%
Mobile and Tablet Traffic	64	2.27%
8. ar-sa		
All Sessions	58	0.47%
New Users	54	0.70%
Returning Users	4	0.09%
Mobile and Tablet Traffic	9	0.32%
9. ko		
All Sessions	49	0.40%
New Users	33	0.43%
Returning Users	16	0.35%
Mobile and Tablet Traffic	2	0.07%
10. de		
All Sessions	44	0.36%
New Users	27	0.35%
Returning Users	17	0.37%
Mobile and Tablet Traffic	2	0.07%