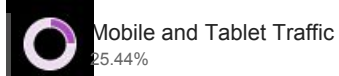
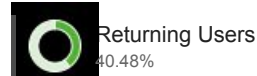


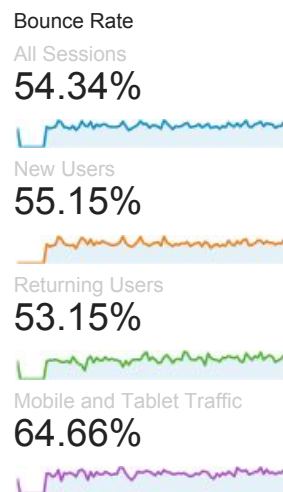
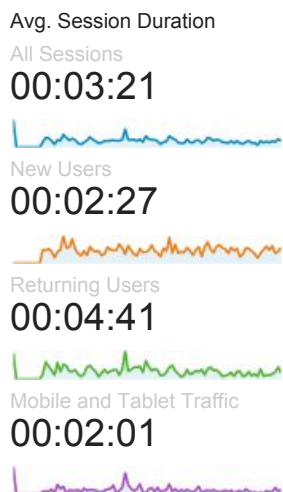
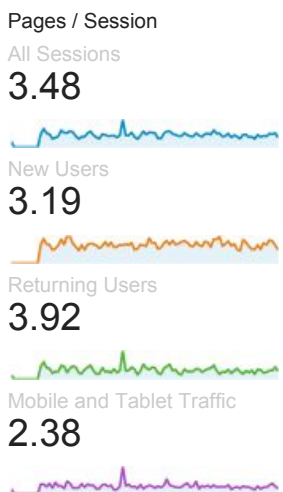
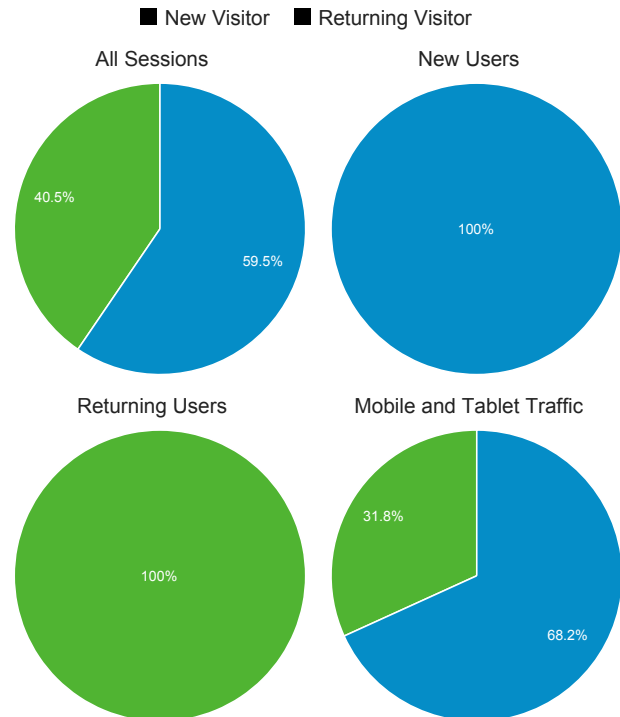
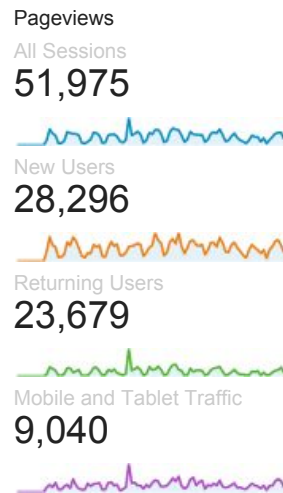
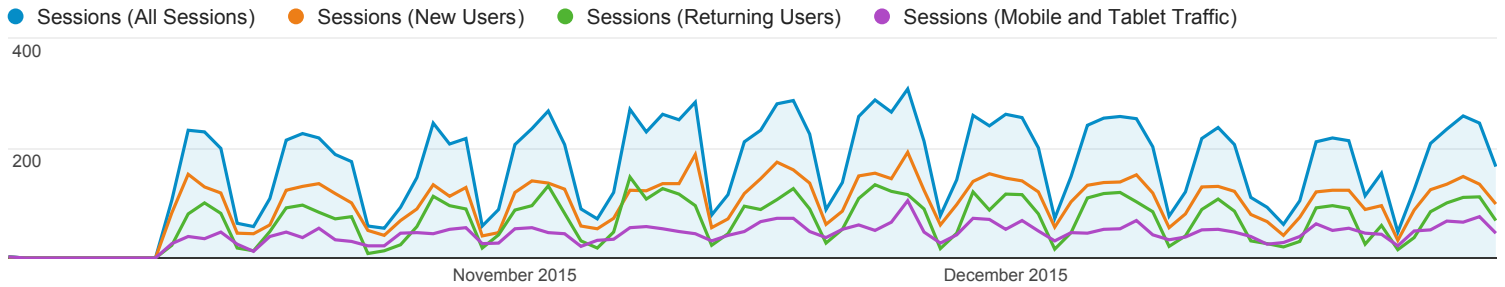


Oct 1, 2015 - Dec 31, 2015

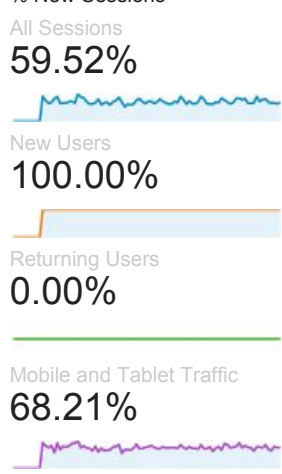
Audience Overview



Overview



% New Sessions



Language	Sessions	% Sessions
1. en-us		
All Sessions	11,050	74.05%
New Users	6,062	68.25%
Returning Users	4,988	82.57%
Mobile and Tablet Traffic	1,570	41.35%
2. en-gb		
All Sessions	1,640	10.99%
New Users	1,038	11.69%
Returning Users	602	9.97%
Mobile and Tablet Traffic	1,086	28.60%
3. ar		
All Sessions	1,205	8.07%
New Users	951	10.71%
Returning Users	254	4.20%
Mobile and Tablet Traffic	814	21.44%
4. ar-ae		
All Sessions	126	0.84%
New Users	87	0.98%
Returning Users	39	0.65%
Mobile and Tablet Traffic	122	3.21%
5. ar-bh		
All Sessions	113	0.76%
New Users	77	0.87%
Returning Users	36	0.60%
Mobile and Tablet Traffic	0	0.00%
6. fr		
All Sessions	93	0.62%
New Users	86	0.97%
Returning Users	7	0.12%
Mobile and Tablet Traffic	6	0.16%
7. en		
All Sessions	92	0.62%
New Users	86	0.97%

New Users	58	0.97%
Returning Users	6	0.10%
Mobile and Tablet Traffic	61	1.61%
8. ar-sa		
All Sessions	54	0.36%
New Users	52	0.59%
Returning Users	2	0.03%
Mobile and Tablet Traffic	8	0.21%
9. es		
All Sessions	43	0.29%
New Users	36	0.41%
Returning Users	7	0.12%
Mobile and Tablet Traffic	1	0.03%
10. ar-eg		
All Sessions	37	0.25%
New Users	31	0.35%
Returning Users	6	0.10%
Mobile and Tablet Traffic	33	0.87%