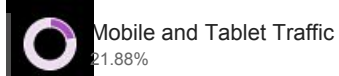
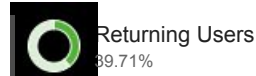



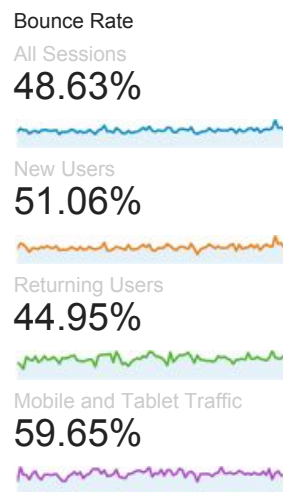
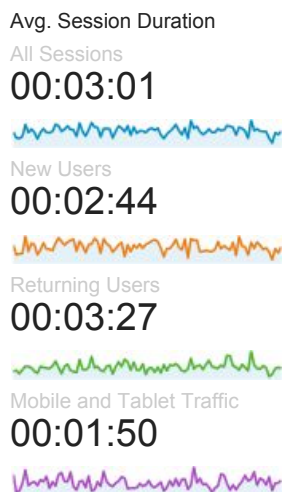
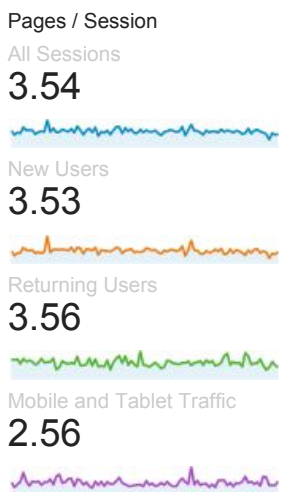
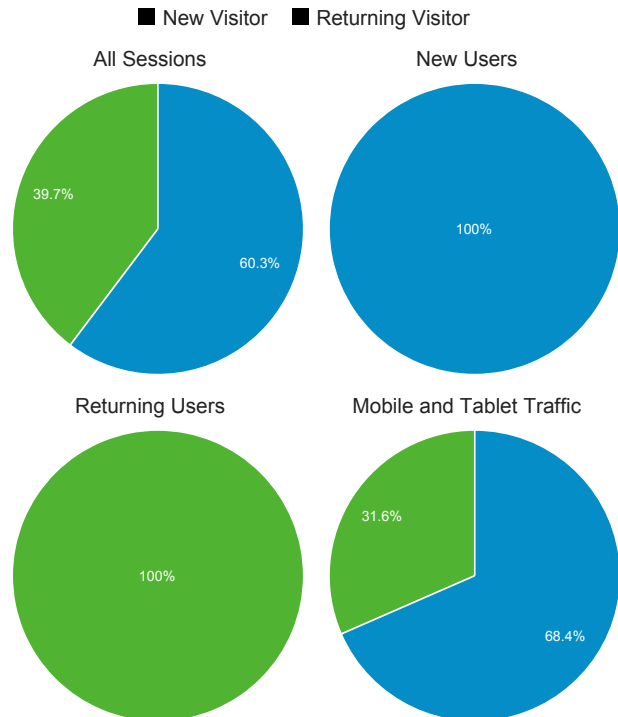
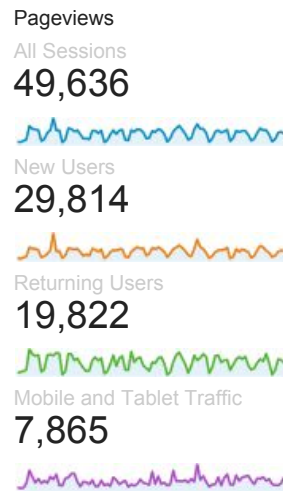
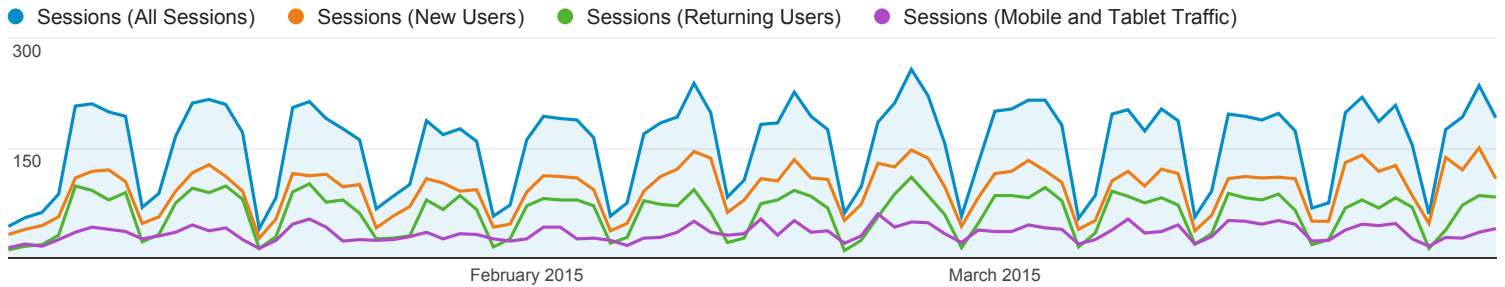


Jan 1, 2015 - Mar 31, 2015

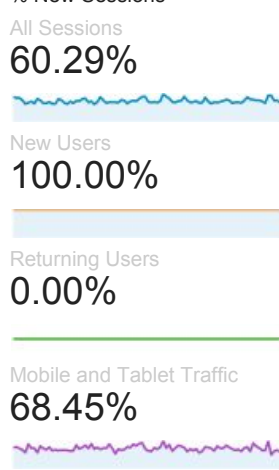
Audience Overview



Overview



% New Sessions



Language	Sessions	% Sessions
1. en-us		
All Sessions	10,504	74.90%
New Users	5,876	69.50%
Returning Users	4,628	83.10%
Mobile and Tablet Traffic	1,322	43.09%
2. en-gb		
All Sessions	1,192	8.50%
New Users	755	8.93%
Returning Users	437	7.85%
Mobile and Tablet Traffic	790	25.75%
3. ar		
All Sessions	928	6.62%
New Users	696	8.23%
Returning Users	232	4.17%
Mobile and Tablet Traffic	577	18.81%
4. (not set)		
All Sessions	216	1.54%
New Users	216	2.55%
Returning Users	0	0.00%
Mobile and Tablet Traffic	1	0.03%
5. fr		
All Sessions	206	1.47%
New Users	192	2.27%
Returning Users	14	0.25%
Mobile and Tablet Traffic	30	0.98%
6. ar-ae		
All Sessions	180	1.28%
New Users	108	1.28%
Returning Users	72	1.29%
Mobile and Tablet Traffic	173	5.64%
7. ar-bh		
All Sessions	109	0.78%
New Users	78	0.92%

New Users	78	0.52%
Returning Users	31	0.56%
Mobile and Tablet Traffic	1	0.03%
8. en		
All Sessions	66	0.47%
New Users	52	0.62%
Returning Users	14	0.25%
Mobile and Tablet Traffic	53	1.73%
9. de		
All Sessions	57	0.41%
New Users	32	0.38%
Returning Users	25	0.45%
Mobile and Tablet Traffic	0	0.00%
10. ar-sa		
All Sessions	53	0.38%
New Users	49	0.58%
Returning Users	4	0.07%
Mobile and Tablet Traffic	9	0.29%